

L'ORÉAL

PARTNER SHOP

USER GUIDE

*How To: Find  
Professional Tips*  
如何找到专业建议

# Table of Contents

How To Find Education/Training Tips?.....	3
01 Tips Through Navigational Menu .....	3
02 Tips Through Home Page .....	3
How To Find Product Tips? .....	4
03 Tips for Individual Products .....	4

# How To Find Education/Training Tips?

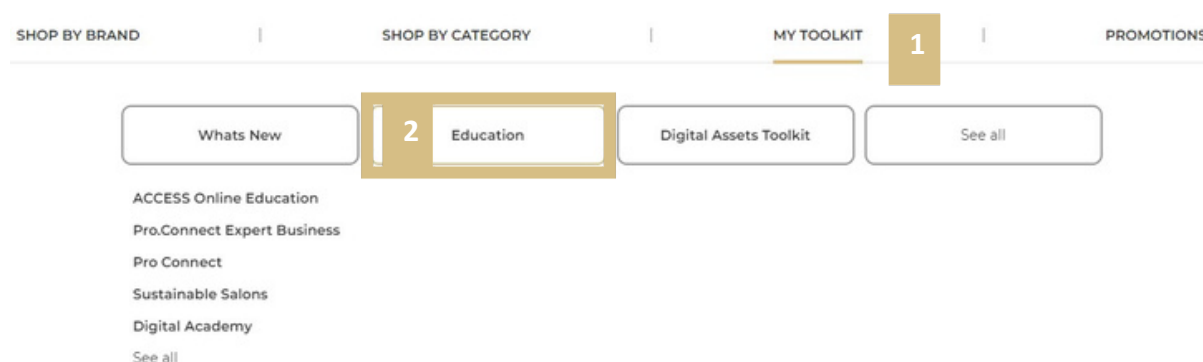
## 寻找教育/培训技巧的方法

There are two ways to find education and training tips on L'Oréal Partner Shop

### 01 — TIPS THROUGH NAVIGATION MENU

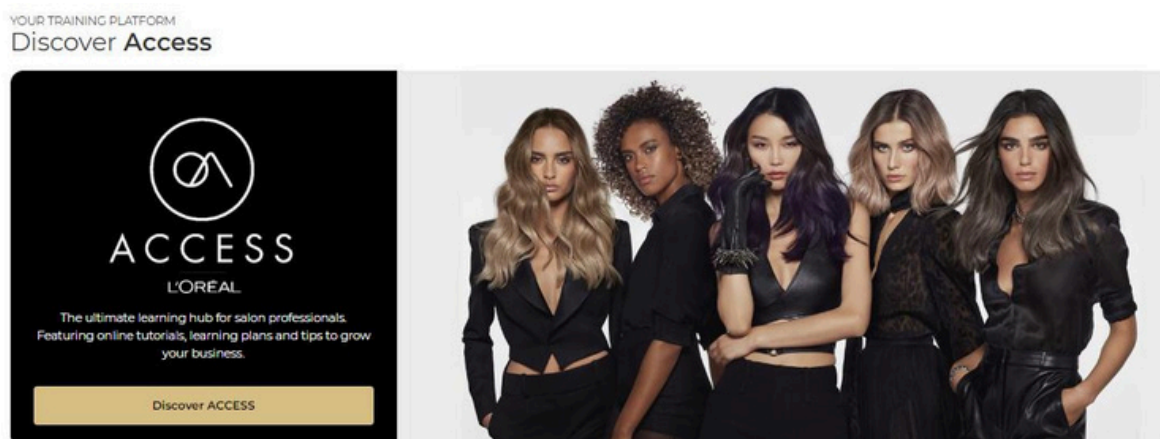
#### 01- 通过导航查找技巧

On any page, click on 'My Toolkit' in the navigation menu (1) and then Education (2). Here you can access educational pages and links regarding Access/Pro Connect and more!



### 02 — TIPS THROUGH HOMEPAGE

Scroll down the home page until you see the 'Discover Access' banner. Click on the 'Discover Access' button to be redirected to your e-learning platform 'Access'.



# How To Find Product Tips?

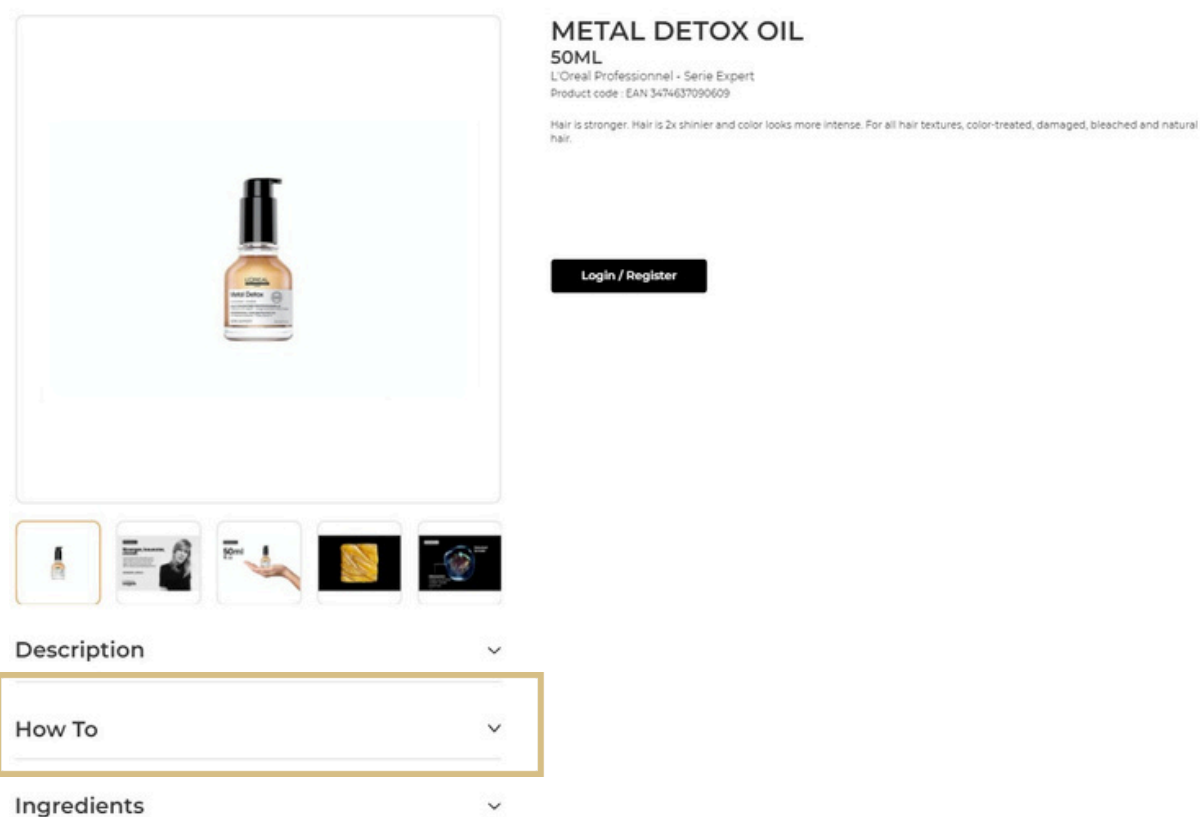
## 如何找到产品提示？

### 03 — TIPS FOR INDIVIDUAL PRODUCTS

#### 03 — 个别产品使用技巧

Find the product that you would like more information on by either; typing the product name into the search bar or searching for the product in the 'Shop By brand' or 'Shop by Category' section

Once you have landed on the product page, you can view professional tips by clicking on the 'How To' section.



**METAL DETOX OIL**  
50ML  
L'Oréal Professional - Serie Expert  
Product code : EAN 3474637090609

Hair is stronger. Hair is 2x shinier and color looks more intense. For all hair textures, color-treated, damaged, bleached and natural hair.

Login / Register

Description

**How To**

Ingredients

If you need more information, or if you have specific questions, feel free to contact the Customer Care team by clicking on the link 'Ask for more information about this product'.

#### How To

-Apply daily on dry or towel-dried hair. -Warm 1 or 2 pumps in the palm and spread evenly from mid-lengths to ends. -Do not rinse. -Proceed to blow-dry or air-dry.

[Ask more information about this product](#)

This will redirect you to the contact form page where you can fill in your details and submit your request.

A customer care representative will contact you promptly.

***If you have any questions about this user guide, do not hesitate to contact us by phone, by email or your personal contact via the 'Contact Us' form following [this link](#).***